

NetWave 8: 99-1600-08 (4 Dual Fader panels)
 NetWave 16: 99-1600-16 (6 Dual Fader panels, 2 Dual Blank panels)
 NetWave 24: 99-1600-24 (9 Dual Fader panels, 3 Dual Blank panels)




OPTIONAL PARTS

Additional Dual Fader Panel: 99-1423
 Dual Router Kit: 99-1424
 Link Activation Kit: 99-1425
 Quad Meter Kit (for NetWave 16): 90-1990-16Q
 Quad Meter Kit (for NetWave 24): 90-1990-24Q

NetWave 8 Lens Retainer: 950-6000-693
 Meter Window: 80-1983-08
 NetWave 16 Lens Retainer: 950-6000-712
 Meter Window: 80-1983-16
 NetWave 24 Lens Retainer: 950-6000-713
 Meter Window: 80-1983-24

Reflector: 80-1984-08 (NetWave 8),
 80-1984-16 (NetWave 16),
 80-1984-16D (Quad Meter Kit for NetWave 16),
 90-1984-24 (NetWave 24),
 80-1984-24D (Quad Meter kit for NetWave 24)



NetWave-16, shown with two optional Dual Fader panels


Parts Common to all NetWave Consoles

6-42: Bus termination resistor pack
 12-143: LED lens (DSP & I/O card, Monitor & Output card)
 19-64: Flat cable (links Monitor & I/O and DSP & I/O cards together)
 19-338: Cat-5 cable (red, 12")
 30-13: IEC AC cord with USA plug
 33-355: Rubber feet
 50-27: 48V supply for NetWave 8 and NetWave 16
 70-160: NetWave Setup Stylus
 71-2000: NetWave Quick Guide
 76-1600-08, -16, -24: Installation Kits (parts lists on page 2)
 80-1982-1: Left Side Panel
 80-1982-2: Right Side Panel
 90-1858-1: DC cable from 99-1205G
 90-2125: Dual Blank Panel
 99-1205G: 48V Supply for NetWave 24 (or redundant supply)
 99-1420: DSP & I/O card
 99-1421: Monitor & Output PCA
 99-1422: Monitor Panel
 99-1423: Dual Fader Panel
 99-5001: CD-ROM

Screws

38-76: 4-40x1/2" pan head Phillips (for metal over I/O and Monitor PCAs)
 38-78C: 4-40x1/4" pan head Phillips (PC board mounting)
 38-85: 4-40x1/4" 100° flat head Phillips (meter subassy.)
 38-87: 4-40x1/4" 100° flat head Phillips (meter subassy.)
 38-158A: 6-32x3/8" pan head Phillips (meter subassy.)
 38-186: 8-32x1/4" 100° flat head Phillips (side panels)
 38-188B: 8-32x3/8" pan head Phillips (side panels)
 38-307A: M3 x 6mm ss buttonhead (faders and panels)

DSP & I/O cards: 99-1420 Monitor & Output card: 99-1421




NetWave Main Console Assy:
 90-1985-08 (NetWave 8),
 90-1985-16 (NetWave 16),
 90-1985-24 (NetWave 24)


Cue Speaker and cable assy: 90-1997

Meter PCA: 90-2129

Clock-Timer PCA: 90-2130



Serial Interface Cable:
90-1998-1 for NetWave 08 and NetWave 16,
90-1998-2 for NetWave 24



Meter Subassembly:

90-1990-08 for NetWave 8,
90-1990-16 for NetWave 16,
90-1990-24 for NetWave 24,
90-1990-16Q Quad Meter kit for NetWave 16,
90-1990-24Q Quad Meter kit for NetWave 24

NetWave Connector Kits:
76-1900-08 (NetWave 8),
76-1900-16 (NetWave 16),
76-1900-24 (NetWave 24)

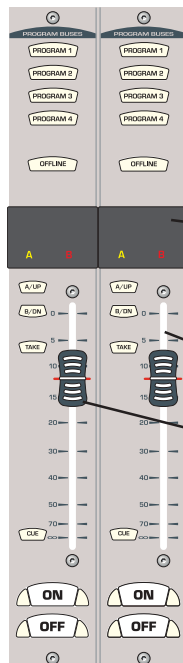
Part	Description	-08	-16	-24
14-482	3-pin MOD IV Housing	12	20	28
14-484	6-pin MOD IV Housing	21	29	37
14-490	12-pin MOD IV Housing	8	16	24
14-492	14-pin MOD IV Housing	2	2	2
15-938-1	MOD IV crimp terminals	286	454	622
80-2132	Blank A/B labels	8	16	24

99-1424 (Dual Router Kit) Parts:
12-93 Displays (x2)
71-1424 Customer Doc
80-2136 Next/Include All labels (x2)
90-2131-1 Flat CAT-5 cable, red
90-2131-2 Flat CAT-5 cable, blue
99-1810 TINI card

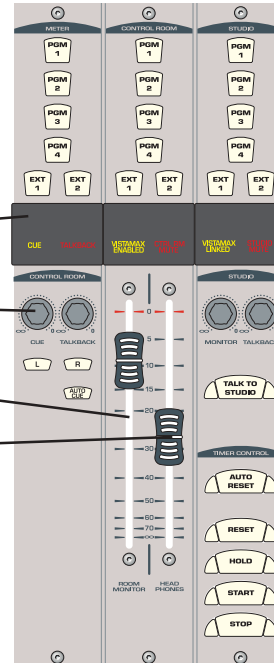
99-1425 (Link Activation Kit) Parts:
21-352-4 Link Activation PROM
70-134 PROM Extraction Tool
71-1425 Customer Doc

Replaceable Parts on Control Panels

Dual Fader panel: 99-1423



Monitor control panel: 99-1422



Lens: 80-1752

Rotary knob: 32-725

Fader: 95-1044

Faderknob: 32-726